



# Wingrove Primary School

Welcome to Nursery

Summer Term 2025-2026

Teaching Team

Mrs Rutter – Team Leader/Class teacher

Mrs Bashir – Nursery Nurse

Mrs Matthias – Teaching Assistant

Mrs Vittaladevini – Teaching Assistant

Our Curriculum this term is based on the questions:

What do we see in the woods?

Who lives under the sea?

**This term we will be learning:**

**Communication/Language** – To listen to longer stories, building up our vocabulary to try and talk in full sentences. To sing and remember songs and rhymes.

**Personal, Social and Emotional Development** – To play independently and with friends and tidy up afterwards. To make good choices, take turns and share.

**Physical Development** – To move in different ways with increased control and strength. How to be healthy. To hold a pencil and scissors correctly.

**Literacy** – To spot rhymes, count and clap syllables, recognise the sound at the beginning of a word. To write first name.

**Mathematics** – To count beyond 5. To count out 5 objects. To show an amount with my fingers. To link numerals to amounts. To begin to write some numbers. To talk about and recognise 2D and 3D shapes. To compare objects by size, length, weight and capacity.



**Understanding the World** – To plant and grow a seed and watch it grow. To understand the need to respect and care for the environment and living things. To explore forces.

**Expressive Arts and Design** – To role play and create stories. To build with purpose. To draw with purpose. To sing simple songs from memory. To play percussion instruments.

Class Stories/Poetry



**Goldilocks and the Three Bears**

**Mad About Minibeasts (Poetry)**



**A House for Hermit Crab by Eric Carle**

**Commotion in the Ocean (Poetry)**



**What we will explore through the reading:**

That print has meaning and has different purposes.

That we read English text from left to right and from top to bottom.

To talk about books and the characters in them. To say what happens next in a story.

To learn lots of new vocabulary and use it in our own sentences.

### Important Dates

**Term Dates:** 20<sup>th</sup> April 2026 – 17<sup>th</sup> July 2026

**Holiday Dates:** 25<sup>th</sup> May 2026 – 29<sup>th</sup> May 2026

**May Day:** Monday 4<sup>th</sup> May 2026

**Training Days:** Monday 1<sup>st</sup> June 2026

**Parents' Evenings:** N/A

**Performances:** Nursery class assemblies during week beginning 13<sup>th</sup> July

**Trip: Destination TBC**

Monday 6<sup>th</sup> July – AM children

Tuesday 7<sup>th</sup> July – PM children

### Our Seven Golden Promises

1. We treat other people with care and understanding, just as we would like others to treat us.
2. We keep our hands and feet to ourselves.
3. We never tease or call people names to hurt or upset them.
4. We take good care of our own belongings and those of other people.
5. We look after our school and its equipment to keep it clean, tidy and safe.
6. We celebrate and welcome differences in others.
7. We stand up for people who face challenges.

### Classroom Organisation

#### Timings of the day

**AM session – 8:45am – 11:45am Doors open 8:40am.** Please be on time to collect your child at 11:45am as we have another session starting and staff need to have their lunch.

**PM session – 12:30pm – 3:30pm Doors open at 12.25pm.**

#### PE

**Tuesday for AM Nursery      Thursday for PM Nursery**

Your child should come to Nursery wearing their red PE t-shirt, tracksuit bottoms or leggings and trainers that day.

#### Forest School

**Every Friday**

#### Uniform Expectation

Red or blue school jumper or cardigan      White polo shirt  
Grey or black jogging bottoms/leggings or summer dress      Black shoes (no laces)

### Homework

Children should share their picture book chosen from the library with a family member at home each week. Please talk about the story, characters and what might happen next. Can your child remember any of the story?

Visit Dojo each day and talk about what we have been doing in class with your child.